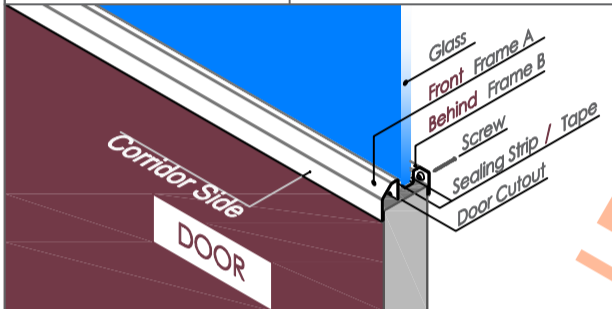
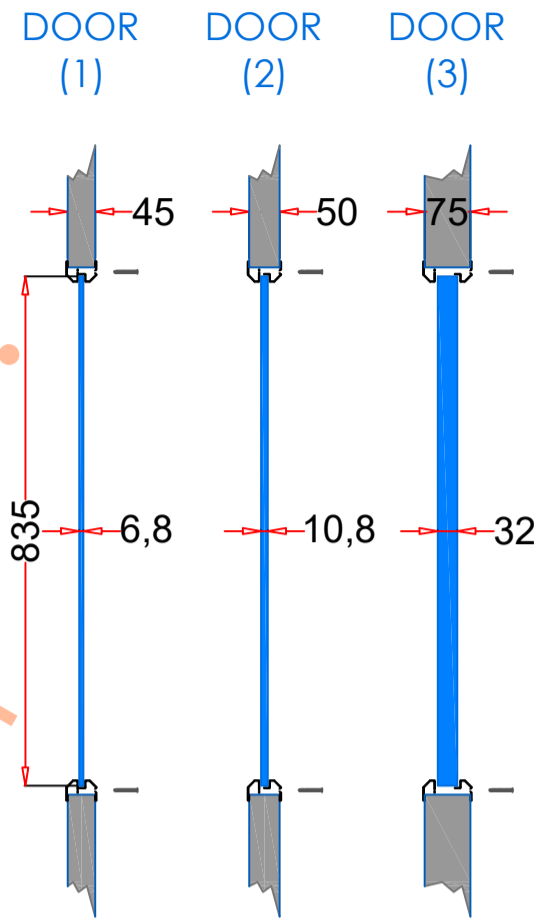


VP 457x864

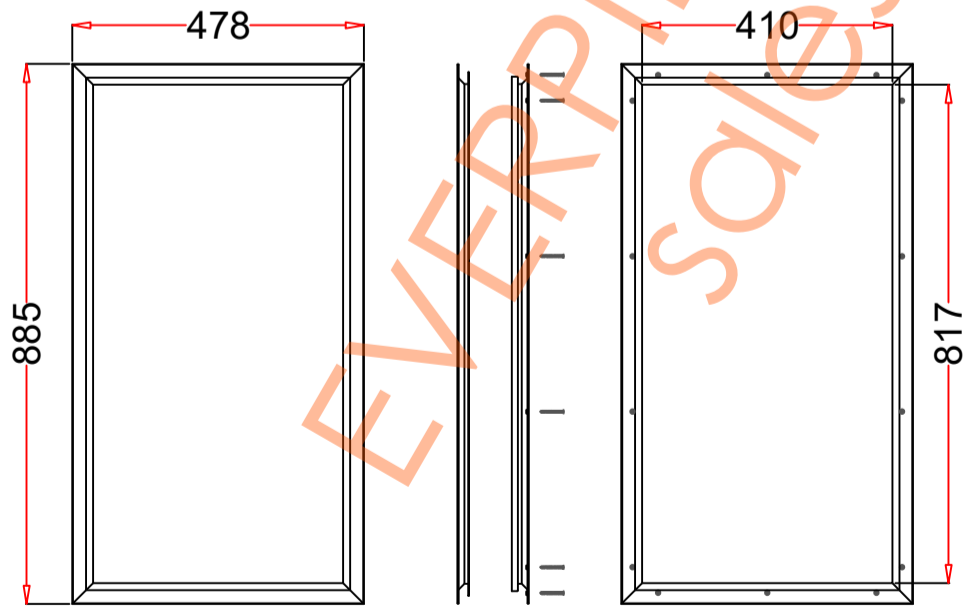
| | |
|----------------------|---|
| 1. STEEL LITE FRAMES | |
| Type | SELF-ATTACHING & VANDAL-PROOF Design |
| Component | Frame A & B Tight mitered corners, no visible welds, countersunk mounting holes |
| Material | Steel Cold Formed Profiles, T= 1.2mm |
| Door Cutout | 457 * 864mm (ORDER SIZE) |
| Frame O.D. | 478 * 885mm |
| Screws | Sheet Metal Screws; Stainless Steel; M4*50mm (Std.) 14 pcs |
| 2. GLASS | |
| Glass Size | 428 * 835mm [Recommended] |
| Exposed Size | 410 * 817mm |
| Glass Thk. | 6.8mm, 10.8mm, 32mm (As Recommended) |
| 3. INSTALLATION | Screws fasten the back frame to the front frame thru the door cutout; |
| 4. FIRE RATING | |
| 5. APPLICATION | Doors with Frames and Glass not only provide light to a room, they ensure safety; |



- Leaving corridor side of front frame free of fasteners;
- Single side mounting for non-corridor exposure w/ fastening screws included;



Door & Glass
[Recommend]



FRAME A
[to Corridor Side]

FRAME B
[Non-Corridor Side]



Frame Drawing

Door Cutout